

EVERPURE[®]

FILTERED WATER YOU CAN RELY ON

FILTER CHANGE INSTRUCTIONS



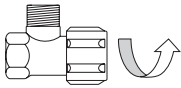
Authorised Distributor

1300 785 355


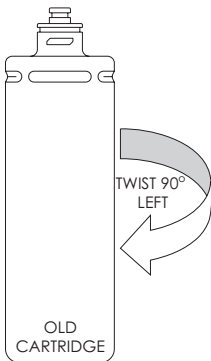
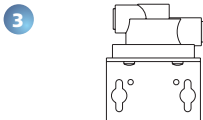
FILTER CHANGE INSTRUCTIONS

Cartridge Removal

- 1 Turn OFF water supply at isolation valve.

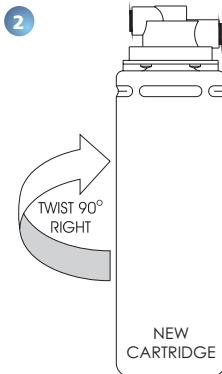
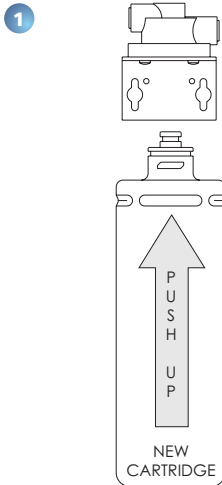


- 2 Turn ON filter tap to release pressure.



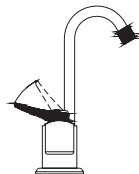
- 5 Dispose of used filter cartridge thoughtfully.

Cartridge Replacement



- 3 Turn ON water supply at Isolation Valve

- 4 Turn filter tap ON.
Let water run for **3 minutes** to purge air from system.



- 5 Turn filter tap OFF and check for leaks.